

A high-angle photograph of a swimming pool. The pool is on the left side, with clear blue water. The deck is made of large, irregular stone tiles in shades of grey and tan. In the foreground, there is a yellow lounge chair and a small round table with a drink. A pair of colorful flip-flops is on the deck. The scene is brightly lit, with shadows cast across the deck.

Latham Select

Fiberglass Pools


latham
The Pool Company™

Latham is the largest designer, manufacturer and marketer of in-ground residential swimming pools in North America, Australia and New Zealand with over six decades of experience at the center of the backyard lifestyle. Every day, families in North America, Europe and Australia enjoy the Latham pool experience. And each year, thousands more join them.

Latham is an established provider with a proven history of quality and customer satisfaction. When it comes to quality, selection, simplicity and support, Latham is The Pool Company.

Astoria

15' 10" x 40'
 Depth: 3' 6" to 7' | Spa: 3'
 Ships from CA, IA, LA, NC, TN, TX, WV



Barcelona

16' x 37' 10"
 Depth: 3' 6" to 7'
 Ships from CA, IA, LA, NC, TN, TX, WV



Claremont

14' x 33'
 Depth: 3' 7" to 5' 4"
 Ships from CA, IA, LA, NC, TN, TX, WV



Delray

11' 10" x 25' 5"
 Depth: 4' 6"
 Ships from CA, NC, TX, WV



Kingston

16' x 38'
 Depth: 3' 6" to 5' 10"
 Ships from CA, IA, LA, NC, TN, TX, WV



Lake Shore

16' x 33'
 Depth: 3' 7" to 5' 5"
 Ships from CA, IA, TX, WV



Milan

10' x 16'
 Depth: 4'
 Ships from CA, IA, LA, NC, TN, TX, WV



Monaco

16' x 40'
 Depth: 3' 6" to 8'
 Ships from CA, IA, NC, TN, TX, WV



Olympia 14

14' x 30'
 Depth: 3' 6" to 6'
 Ships from CA, IA, LA, NC, TN, TX, WV



Type 1 Diving Pool*

Lengths, widths, and depths may vary up to 3%. Measurements are to widest point on each side of the outside edge. Unless indicated otherwise, pools are non-diving and use of diving equipment is prohibited.

Sirius

12' x 24'

Depth: 3' 6" to 5' 6"

Ships from TN




St. Thomas

14' x 31' 6"

Depth: 3' 7" to 7'

Ships from CA, IA, LA, NC, TN, TX, WV



Bay Isle

14' 6" x 29' 10"
 Depth: 3' to 6' 6"
 Ships from WV



Cambridge

16' x 36'
 Depth: 3' 6" to 7'
 Ships from CA, NC, TX, WV



Cape Cod

14' x 31'
 Depth: 3' 6" to 6'
 Ships from NC, WV



Coronado

15' x 34'
 Depth: 3' 6" to 6' 6"
 Ships from NC, WV



Freeport

12' x 25' 1"
 Depth: 3' 7" to 5' 5"
 Ships from CA, IA, LA, NC, TN, TX, WV



Gulf Coast

15' 10" x 39' 7"
 Depth: 3' 5" to 7' 11"
 Ships from CA, IA, LA, NC, TN, TX, WV



Type 1 Diving Pool*

Gulf Shore

15' 7" x 34' 8"
 Depth: 3' 7" to 5' 10"
 Ships from CA, IA, LA, NC, TN, TX, WV



Java

12' x 26' 9"
 Depth: 3' 6" to 5' 5"
 Ships from CA, NC, WV



Key West

12' x 25' 7"
 Depth: 3' 7" to 6'
 Ships from CA, TX, WV



* Diving/sliding equipment shall be designed for swimming pools and shall be installed in accordance with the diving/sliding equipment manufacturer's specifications. Please contact the diving/sliding equipment manufacturer for their specifications.

Rockport

14' x 30'

Depth: 3' 7" to 5' 11"

Ships from CA, IA, LA, NC, TN, TX, WV



Vista Isle

12' x 28'

Depth: 3' 6" to 5' 10"

Ships from NC



Aruba

11' x 22'
 Depth: 3' 6" to 5'
 Ships from CA, IA, LA, NC, TN, TX, WV



Axiom 12

12' x 26'
 Depth: 4' to 5'
 Ships from TN



Axiom 12 Deluxe

12' x 26'
 Depth: 3' to 4' 7" | Spa: 3'
 Ships from LA



Axiom 14

14' x 30'
 Depth: 4' to 6'
 Ships from CA, IA, LA, NC, TN, TX, WV



Axiom 16

16' x 35'
 Depth: 4' 6" to 6' 6"
 Ships from CA, IA, LA, NC, TN, TX, WV



Cancun Deluxe

16' x 35'
 Depth: 4' 3" to 6' 6" | Spa: 3'
 Ships from CA, LA, NC



Caribbean

16' x 40'
 Depth: 3' 6" to 6' 6"
 Ships from CA, NC, TX, WV



Gemini

16' x 32' 7"
 Depth: 3' 9" to 5' 4"
 Ships from IA, LA, NC, TN, WV



Genesis

16' x 40' 2"
 Depth: 3' 10" to 8' 6"
 Ships from IA, TN, WV



Type 1 Diving Pool*

Lengths, widths, and depths may vary up to 3%. Measurements are to widest point on each side of the outside edge. Unless indicated otherwise, pools are non-diving and use of diving equipment is prohibited.

Laguna Deluxe

14' x 30'

Depth: 4' to 6' | Spa: 3'

Ships from CA, IA, LA, NC, TN, TX, WV



Picasso

12' 2" x 24' 1"

Depth: 3' 9" to 5' 4"

Ships from IA, LA, NC, TN, WV



Synergy

16' x 40' 2"

Depth: 3' 10" to 6' 3"

Ships from IA, LA, NC, TN, WV



Jamaica

9' 10" x 19' 9"
 Depth: 3' 2" to 5'
 Ships from CA, IA, LA, NC, TX, WV



St. Lucia

12' 3" x 23' 11"
 Depth: 3' 6" to 5'
 Ships from CA, IA, LA, NC, TN, TX, WV



Valencia

14' 4" x 27' 7"
 Depth: 3' 7" to 5' 10"
 Ships from CA, IA, LA, NC, TN, TX, WV



Tanning Ledges

Gemini

8' 10" x 18' 3"
 Depth: 10"
 Ships from LA, TN



Genesis/Synergy

9' 4" x 16' 6"
 Depth: 10"
 Ships from IA, LA, NC, TN, WV



Hermosa

5' 9" x 9' 8"
 Depth: 10"
 Ships from CA, NC, TX, WV



Large Picasso

8' 8" x 15' 10"
 Depth: 10"
 Ships from IA, LA, TN



Rectangle

7' 8" x 15' 8"
 Depth: 10"
 Ships from CA, IA, LA, NC, TN, TX, WV



Semicircle

8' 4" x 16'
 Depth: 10"
 Ships from CA, IA, LA, NC, TN, TX, WV



Meridian

7' 9" x 7' 9"

Depth: 3'

Ships from NC, TN



Mystic

9' 8" x 9' 8"

Depth: 3' 4"

Ships from CA, IA, LA, NC, TN, TX, WV



Regal

9' 8" x 7' 8"

Depth: 3' 4"

Ships from CA, IA, LA, NC, TN, TX, WV



Meridian Spillover

7' 9" x 8' 7"

Depth: 3'

Ships from NC, TN



Mystic Spillover

9' 8" x 10' 6"

Depth: 3' 4"

Ships from CA, IA, LA, NC, TN, TX, WV



Regal Spillover

9' 8" x 8' 6"

Depth: 3' 4"

Ships from CA, IA, LA, NC, TN, TX, WV



Royal

9' 8" x 7' 8"

Depth: 3' 4"

Ships from CA, IA, LA, NC, TN, TX, WV



Shasta

6' 11" x 6' 11"

Depth: 3'

Ships from CA, IA, LA, NC, TN, TX, WV



Royal Spillover

9' 8" x 8' 6"

Depth: 3' 4"

Ships from CA, IA, LA, NC, TN, TX, WV



Shasta Spillover

6' 11" x 7' 9"

Depth: 3'

Ships from CA, IA, LA, NC, TN, TX, WV



Lengths, widths, and depths may vary up to 3%. Measurements are to widest point on each side of the outside edge. Unless indicated otherwise, pools are non-diving and use of diving equipment is prohibited.


Sapphire Blue

Crystite Crystal



Ocean Blue

Crystite Crystal



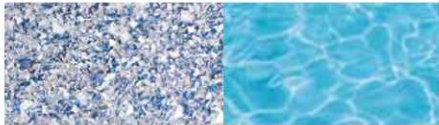
Shale Gray

Crystite Crystal




Sapphire Blue

Crystite Classic




Ocean Blue

Crystite Classic



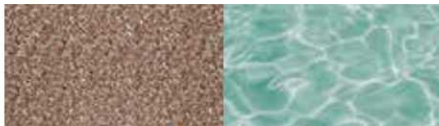
Shale Gray

Crystite Classic



Coastal Bronze

Crystite Classic



Night Sky

Crystite Classic




Whisper White

Standard Gel Coat



Patent pending for all Crystite Classic G2 and Crystite Crystal G3 finishes.
These images illustrate the impact of the color and finish of the pool on the appearance of the water.
Due to the nature of photography, raw materials, and printing, variations in color may occur.


Paradise



Bright azure and cerulean glide together in a beautiful blue mix

MS-1284
6×6 (1×2) – Waterline
MS-1184
2×2 (1×1) – Inlaid

Water Lilies



Reflections of light blues, grays and ocean blue converge like artwork

MS-1281
6×6 (1×2) – Waterline
MS-1181
2×2 (1×1) – Inlaid

Sailboat



A perfect harmony of blues and browns converging in striking striated colors

MS-1286
6×6 (1×2) – Waterline
MS-1186
2×2 (1×1) – Inlaid

Stormy




Bands of Onyx and Tiger's Eye stack together in dusky deep layers

MS-1285
6×6 (1×2) – Waterline
MS-1185
2×2 (1×1) – Inlaid

Night Life Series


Ballad



Iridescent and opaque blue squares and rectangles mix in a sweet song of bliss

NL-831
6×6 (Random Block) – Waterline
NL-1131
2×2 (1×1) – Inlaid

Galant



Shiny blues in sparkling hues converge in perfect harmony like waves on a summer day

6×6 (Random Block) – Waterline
NL-1132
2×2 (1×1) – Inlaid


Melody



Speckled crystal and twilight tones shine in this neutral mix

NL-838
6×6 (Random Block) – Waterline
NL-1138
2×2 (1×1) – Inlaid

Soul



Deep obsidian and smoky quartz twist together with sparks of silver

NL-834
6×6 (Random Block) – Waterline
NL-1134
2×2 (1×1) – Inlaid

Titanium Series

Titanium



A striking combination of bold metallics and deep blues

DS-1137
6×6 (1×2) – Waterline
DS-2237
2×2 – Inlaid

Abyss Series

Tikal



Shades of marbled blues and browns rolling together reminiscent of waves crashing on the shore

AY-624BNS
6x6 (Bullnose) – Waterline
AY-224
2x2 – Inlaid

Port Royal



Deep navy and azure splash together to create a deep-water fantasy

AY-620BNS
6x6 (Bullnose) – Waterline
AY-220
2x2 – Inlaid

Alexandria



Midnight blues and rich warm hues interlock together in a maritime masterpiece

AY-623BNS
6x6 (Bullnose) – Waterline
AY-223
2x2 – Inlaid

Italian Series

Firenze



Clouds of baby blues wisp and flow in this Tuscan inspired tile

6x6 (Bullnose) – Waterline
IS-238
2x2 – Inlaid

San Marino



Rich browns and blues create texture for a historical feel

IS-634BNS
6x6 (Bullnose) – Waterline
IS-234
2x2 – Inlaid

Naples



Sun-drenched sandy and blue tones merge and meld in perfect harmony

IS-637BNS
6x6 (Bullnose) – Waterline
IS-237
2x2 – Inlaid

Milan



Luxurious browns and tans intertwine to evoke rich depth and elegance

IS-635BNS
6x6 (Bullnose) – Waterline
IS-235
2x2 – Inlaid





787 Watervliet Shaker Road
Latham, NY 12110
800-833-3800

lathampool.com

383 Elgin Street
Brantford, ON N3S 7P5
800-638-7422

lathampool.ca

